



# IELTS General Training Volume 2

## Reading Practice Test 2

### HOW TO USE

You have 2 ways to access the test

1. Open this URL <https://link.intergreat.com/XGizu> on your computer
2. Use your mobile device to scan the QR code attached



# READING PASSAGE 1

You should spend about 20 minutes on Questions 1- 13, which are based on Reading Passage 1 below.

## MEMO

### INTEROFFICE MEMO

<p><b>A</b> Please call Nancy.  She will be at 818 7546 if you miss her at home</p>	<p><b>B</b> <b>INTEROFFICE MEMO</b>  Meeting in the boardroom on Friday, July 10 at 10 am has been changed to Monday, July 13.  Same time, same place.  Please bring the notes of the previous meeting.</p>
<p><b>C</b> You are invited to a demonstration of our new audio-visual office products at 10 Barry Avenue Queenstown, 5 pm, July 28.  RSVP. Refreshments will be served.</p>	<p><b>D</b> MEMO TO: C. Gates  Please confirm your flights with Qantas.  We have you booked to depart August 21 at 10 am and to return a week later, arriving August 28 at 7 pm. The company will pay all expenses of this trip.</p>
<p><b>E</b> Please note: <del>10.30</del> 12.30  July 27  Websters Trading Company meeting,  30 Barrow Street.  12 Jones Road</p>	<p><b>F</b> MEMO TO: C. Gates  Check amendments to the Ling Kee contract.  Do we really want to offer 10%?  Please see me this morning at 10 in my office.</p>

Questions 4 -13

Read the Daily Work Record form below. It records a week's work by Amanda Lee, a temporary typist, who has been sent on a job by her employer, J & B Office Temps Pty Ltd. Some sections of the Daily Work Record form are marked with the letters A – O.

**A** **J & B Office Temps Pty Ltd**  
Temporary Office Staff - no job too small

Level 4, 356 Elizabeth Street, Elswick  
Telephone 390 5647 Facsimile 390 7733

---

**DAILY WORK RECORD**

COMPANY DETAILS	EMPLOYEE DETAILS
<p><b>C</b> Reporting to: <i>Kate Shea</i> <i>Office Removalists Pty Ltd</i> <i>21 West Street</i> <i>Box Hill</i></p>	<p>Name: (BLOCK CAPITALS PLEASE) <i>AMANDA LEE</i></p> <hr/> <p>Week ending: Sunday <i>14/1/96</i></p>

DAY	DATE	START	FINISH	(LESS) BREAK	TOTAL
<b>F</b> MONDAY	<i>8/1/96</i>	<i>9:00</i>	<i>5:15</i>	<i>:45</i>	<i>7:30</i>
<b>G</b> TUESDAY	<i>9/1/96</i>	<i>8:30</i>	<i>5:00</i>	<i>:30</i>	<i>8:00</i>
<b>H</b> WEDNESDAY	<i>10/1/96</i>	<i>8:45</i>	<i>5:30</i>	<i>:15</i>	<i>8:30</i>
<b>I</b> THURSDAY	<i>11/1/96</i>	<i>9:15</i>	<i>5:45</i>	<i>1:00</i>	<i>7:30</i>
<b>J</b> FRIDAY	<i>12/1/96</i>	<i>9:00</i>	<i>5:00</i>	<i>:30</i>	<i>7:30</i>
SATURDAY	<i>13/1/96</i>	:	:	:	:
SUNDAY	<i>14/1/96</i>	:	:	:	:
<b>K</b> TOTAL					<i>39:00</i>

	<b>TOTAL</b> <i>39:00</i>
--	---------------------------

CLIENT SIGNATURE	ASSIGNMENT DETAILS
<p><b>L</b> Please sign and also print name (BLOCK CAPITALS PLEASE) <i>Kate Shea</i> <i>KATE SHEA</i></p> <p><small>I certify that the above hours, including any overtime, are a true and correct record of hours worked.</small></p>	<p>PLEASE TICK Completed <input type="checkbox"/> Continuing <input checked="" type="checkbox"/></p> <hr/> <p style="text-align: center;"><b>J &amp; B TEMP SIGNATURE</b></p> <p style="text-align: center;"><i>Amanda Lee</i></p> <p><small>I certify that the above hours, including any overtime, are a true and correct record of hours worked.</small></p>

**INSTRUCTIONS**

- Complete this Daily Work Record using the format hh:mm (nine-fifteen in the morning = 9:15 am). If you do not use this format your hours may not be entered properly and your pay may be delayed. Work to the nearest 15 minutes.
- Sign the completed Daily Work Record as a correct record of your hours worked.
- When you have completed the Work Record, ask your Supervisor to check and sign. Your pay will not be processed until this is done.
- Make a copy of the Daily Work Record for your own records.
- Fax the Work Record back to J & B Pty Ltd., on 390 7733, by 10:00 am Monday.

<p><b>O</b> <b>TO PROCESS YOUR PAY WE REQUIRE:</b> Your bank details to be completed on the enclosed Banking Form.</p>	<p><b>DETAILS REQUIRED ARE:</b> Bank Code (BSB), Account Number, Account Name. A completed Employment Declaration Form including</p>	<p>your Tax Number, to ensure you are taxed correctly. Tax Certificates are sent out at the end of the financial year to your home address.</p>
--	--	---

Questions 1-3

There are 6 office messages A- F on the next page.

Answer Questions 1 -3 by writing the appropriate letter A-F in boxes 1 -3 on your answer sheet.

- 1  Which message changes the time or place of a meeting?
- 2  Which message is probably personal?
- 3  Which message is from a company which is trying to sell something?

### Questions 4-7

Using the information in the daily work record form and the instructions, answer the questions below by writing the letter of the appropriate section A to O in boxes 4 -7 on your answer sheet.

- 4  Which section has the address of the company to which Amanda has been sent?
- 5  Which daily time record shows the longest working day?
- 6  Which daily time record shows the longest break?
- 7  In which section did Amanda indicate whether the job is still going on?

### Questions 8-12

Using **NO MORE THAN THREE WORDS**, answer the following questions.

Write your answers in boxes 8-12 to your answer sheet.

What format must be used to record the hours worked?

8 \_\_\_\_\_

What should employees copy for their own records?

9 \_\_\_\_\_

Who must check and sign the work record before payment will be processed?

10 \_\_\_\_\_

What day must the work record be received?

11

What must be written on the Employment Declaration form?

12

### Question 13

Using **NO MORE THAN THREE WORDS**, complete the following sentence. Write your answer in **box 13** on your answer sheet.

Tax certificates are sent to 13

# READING PASSAGE 2

You should spend about 20 minutes on Questions 14- 27, which are based on Reading Passage 2 below.



## Information for students at the Language and Culture Center

### Student Information

#### Campus Activities

LCC students can enjoy many sports at the university. You will find tennis and handball courts, gymnasiums, and indoor and outdoor swimming pools. At the University Center (UC), you can play pool or table tennis. LCC student teams compete in university intramural sports. The LCC has one of the best soccer teams on campus! Please sign up and play.

You can also see films and plays, attend lectures, and go to concerts on campus. There are many international clubs where you can meet other students from your home country.

#### Emergencies

##### Weather Emergency

If the University of Houston closes because of emergency weather conditions, the LCC will also close. In the event of an emergency, all LCC students are advised to listen to major radio or television stations for announcements regarding cancellation of classes or the closing of the campus.

##### Teacher Emergency

Always wait in the classroom 15 minutes for your teacher. If the teacher does not come after 15 minutes, you may leave. Please go to your next scheduled class on time.

##### Withdrawing from the LCC

You may withdraw from the LCC if you have a medical emergency, a family emergency, or if [Access https://ieltonlinetests.com for more practices](https://ieltonlinetests.com)

you wish to return to your home country. If you withdraw for one of these reasons, you may receive a partial refund of your tuition. The LCC cannot refund your application fee, contract fee, insurance fee, or late registration fee.

A tuition refund must be approved by the director and will be given according to the following schedule:

<b>Time of Withdrawal</b>	<b>Amount of Refund</b>
Registration week	90%
First week of classes	75%
Second week of classes	50%
Third week and after	No refund

## **Health Care**

If you are ill, see a doctor at the University Health Center first. LCC students can visit a doctor at the Health Center. Medicines are available through the pharmacy. You should use the Health Center as often as you need to. The Health Center is located behind the Student Service Center.

For some health problems, you may need to see an outside doctor. The Health Center can help you find one. There are many clinics in Houston for minor emergencies. Some of them are open 24 hours a day. For big emergencies there are good hospitals in Houston.

All LCC students must have health insurance. You must buy health insurance through the LCC unless you have proof of another health insurance plan or financial responsibility for at least \$50,000.

## **LCC policies**

### **Attendance and Academic Progress**

The best way to learn English is to come to class regularly and to do your homework. If you miss several days of classes, for any reason, you cannot keep up with the other students. The Language and Culture Center is a serious academic program in intensive English and wants all of its students to succeed. Therefore, students are expected to attend all classes regularly, do all classroom assignments, meet all class requirements, and make academic progress. Students who do not meet these standards may be placed on academic probation. Students placed on academic probation will meet with their teacher(s) and with either or both the associate director and foreign student advisor. Students will be informed in writing of the terms and length of their probation.

Students who have 30 hours of absences are in danger of being placed on academic probation. Students failing to meet the terms of their probation will be terminated from the LCC for the

remainder of the semester. This will also likely result in loss of student status with the US Immigration and Naturalization Service.

Students who have 50 hours of absences will not receive a Certificate of Successful Completion and will be terminated from the program.

If a student is absent for ten consecutive days with no explanation, the student will be terminated automatically from the program.

### Questions 14-20

Complete the sentences below with words taken from "Information for Students at the Language and Culture Center" on the previous pages.

Use **NO MORE THAN THREE WORDS** for each answer.

Write your answers in boxes **14-20** on your answer sheet.

In the UC students can play pool or 14 \_\_\_\_\_

You can meet students from your own country at 15 \_\_\_\_\_

You should go first to the 16 \_\_\_\_\_ if you are sick.

17 \_\_\_\_\_ must be held by every student

Cancellation of classes due to 18 \_\_\_\_\_ is announced on radio and television.


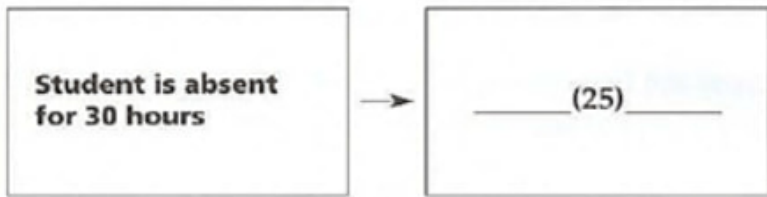


If your teacher is late you should wait for 19 \_\_\_\_\_

If you withdraw in the second week of classes you may receive of your tuition fees  
20 \_\_\_\_\_

### Questions 21-27

Complete the following flow-charts of actions and their consequences by choosing the appropriate consequence from the list in the box, and writing its letter in boxes **21-27** on your answer sheet.





- A terminated from the program
- B may lose student status with US Immigration and Naturalization Service
- C receives advice and counselling
- D may be put on academic probation
- E will not be certified

21  ▼

22  ▼

23  ▼

24  ▼

25  ▼

26  ▼

27



## READING PASSAGE 3

You should spend about 20 minutes on Questions 28-41, which are based on Reading Passage 3 below.



### Employment in Japan

**A**

Every autumn, when recruitment of new graduates and school leavers begins, major cities in Japan are flooded with students hunting for a job. Wearing suits for the first time, they run from one interview to another. The season is crucial for many students, as their whole lives may be determined during this period.

**B**

In Japan, lifetime employment is commonly practised by large companies. While people working in small companies and those working for subcontractors do not in general enjoy the advantages conferred by the large companies, there is a general expectation that employees will in fact remain more or less permanently in the same job.

**C**

Unlike in many Western countries where companies employ people whose skills can be effective immediately, Japanese companies select applicants with potential who can be trained to become suitable employees. For this reason, recruiting employees is an important exercise for companies, as they invest a lot of time and money in training new staff. This is basically true both for factory workers and for professionals. Professionals who have studied subjects which are of immediate use in the workplace, such as industrial engineers, are very often placed in factories and transferred from one section to another. By gaining experience in several different areas and by working in close contact with workers, the engineers are believed, in the long run,

to become more effective members of the company. Workers too feel more involved by working with professionals and by being allowed to voice their opinions. Loyalty is believed to be cultivated in this type of egalitarian working environment.

## D

Because of this system of training employees to be all-rounders, mobility between companies is low. Wages are set according to educational background or initial field of employment, ordinary graduates being employed in administration, engineers in engineering and design departments and so on. Both promotions and wage increases tend to be tied to seniority, though some differences may arise later on as a result of ability and business performance. Wages are paid monthly, and the net sum, after the deduction of tax, is usually paid directly into a bank account. As well as salary, a bonus is usually paid twice a year. This is a custom that dates back to the time when employers gave special allowances so that employees could properly celebrate *bon*, a Buddhist festival held in mid-July in Tokyo, but on other dates in other regions. The festival is held to appease the souls of ancestors. The second bonus is distributed at New Year. Recently, bonuses have also been offered as a way of allowing workers a share in the profits that their hard work has gained.

## E

Many female graduates complain that they are not given equal training and equal opportunity in comparison to male graduates. Japanese companies generally believe that female employees will eventually leave to get married and have children. It is also true that, as well as the still-existing belief among women themselves that nothing should stand in the way of child-rearing, the extended hours of work often do not allow women to continue their careers after marriage.

## F

Disappointed career-minded female graduates often opt to work for foreign firms. Since most male graduates prefer to join Japanese firms with their guaranteed security, foreign firms are often keen to employ female graduates as their potential tends to be greater than that of male applicants.

## G

Some men, however, do leave their companies in spite of future prospects, one reason being to take over the family business. The eldest sons in families that own family companies or businesses such as stores are normally expected to take over the business when their parents retire. It is therefore quite common to see a businessman, on succeeding to his parents' business, completely change his professional direction by becoming, for example, a shopkeeper.

## H

On the job, working relationships tend to be very close because of the long hours of work and

years of service in common. Social life in fact is frequently based on the workplace. Restaurants and **nomi-ya**, “pubs”, are always crowded at night with people enjoying an evening out with their colleagues. Many companies organise trips and sports days for their employees. Senior staff often play the role of mentor. This may mean becoming involved in the lives of junior staff in such things as marriage and the children’s education.

I

The average age of retirement is between 55 and 60. For most Westerners, retirement may be an eagerly awaited time to undertake such things as travel and hobbies. Many Japanese, however, simply cannot get used to the freedom of retirement and they look for ways of constructively using their time. Many look for new jobs, feeling that if they do not work they will be abandoned by society. This has recently led to the development in some municipalities of municipal job centres which advertise casual work such as cleaning and lawn mowing. Given that Japan is facing the problem of an increasingly ageing society, such activities may be vital in the future.

## Questions 28-35

The reading passage has 9 paragraphs marked A to I.

Match each of the topics **i to ix** below with one of the paragraphs **A- I** and write the appropriate letter in **boxes 28-35** on your answer sheet.

**Example:**

Topic i: how new employees are used in a company

**Answer: C**

- 28  Topic ii: women and Japanese companies
- 29  Topic iii: why men sometimes resign from Japanese companies
- 30  Topic iv: permanency in employment in Japan
- 31  Topic v: recruiting season: who, when and where
- 32  Topic vi: the social aspect of work
- 33  Topic vii: the salary structure
- 34  Topic viii: the recruitment strategy of foreign firms
- 35  Topic ix: Japanese people after retirement

## Questions 36-38

Complete the sentences below with words taken from the reading passage.

Use **NO MORE THAN THREE WORDS** for each answer. Write your answers in boxes 36-38 on your answer sheet.

Japanese employers believe that moving professionals within companies and listening to workers' views leads to 36 \_\_\_\_\_

Employees receive their wages monthly and a bonus 37 \_\_\_\_\_

Japanese workers often form close personal relationships and older staff may even become a 38 \_\_\_\_\_ to junior staff.

### Questions 39-40

Choose the appropriate letter **A-D** and write it in boxes 39 – 40 on your answer sheet.

39 Company training in Japan

- A is not important
- B is for factory workers only
- C is for professionals only
- D is for all staff

40 Foreign firms are keen to employ Japanese women because

- A the women are more intelligent than men
- B the women that apply are more capable than the men that apply
- C the women will be only short-term employees
- D the women prefer guaranteed security



## Solution:

### Part 1: Question 1 - 13

- |                                 |                           |
|---------------------------------|---------------------------|
| 1 E                             | 2 A                       |
| 3 C                             | 4 C                       |
| 5 H                             | 6 I                       |
| 7 M                             | 8 hh:mm                   |
| 9 (Daily) Work Record           | 10 (your/ the) supervisor |
| 11 (On) Monday                  | 12 (your) Tax Number      |
| 13 employee's/your home address |                           |

### Part 2: Question 14 - 27

- |   |                                |
|---|--------------------------------|
| 14 table tennis   | 15 international clubs         |
| 16 University Health Center                             | 17 Health Insurance            |
| 18 (a weather) emergency / emergency weather conditions | 19 fifteen minutes/ 15 minutes |
| 20 fifty percent/50%/50 percent                         | 21 D                           |
| 22 C  | 23 A                           |

24 B

25 D

26 E

27 A

**Part 3: Question 28 - 40**

28 E

29 G

30 B

31 A

32 H

33 D

34 F

35 I

36 loyalty

37 twice yearly / twice a year

38 mentor

39 D

40 B